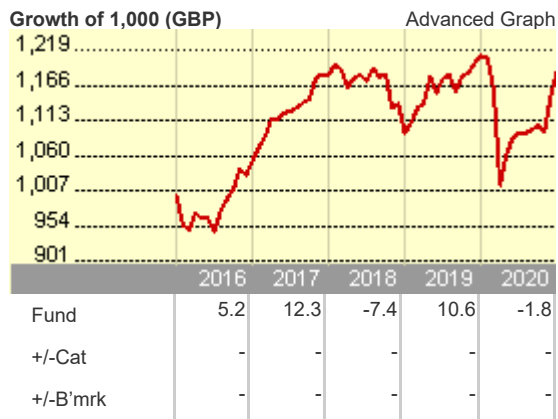


FP Apollo Multi Asset Cautious Fund F Acc

Performance History

31/12/2020



Category: Alt - Multistrategy

Category Benchmark: -

Key Stats

NAV 15/01/2021	GBX 143.03
Day Change	0.08%
Morningstar Category™	<u>Alt - Multistrategy</u>
IA (formerly IMA) Sector	Unclassified Sector
ISIN	GB00B4TDQD29
Fund Size (Mil) 31/12/2020	GBP 33.83
Share Class Size (Mil) 15/01/2021	GBP 4.80
Max Initial Charge	-
Ongoing Charge 14/02/2020	1.27%

Sustainability Rating ⓘ

Historical Sustainability Score Percent Rank

Number of Funds in Global Category

179

Sustainable Fund by Prospectus

No

Sustainability Score ⓘ Global Category Average (Historical)



ESG Breakdown (lower scores = lower risk)

— Environmental — Social — Governance

Global Category: Multialternative | Sustainability Rating as of 30 Nov 2020. Sustainalytics provides company-level ESG Risk analysis used in the calculation of Morningstar's Sustainability Score. Sustainability Mandate information is derived from the fund prospectus.

Investment Objective: FP Apollo Multi Asset Cautious Fund F Acc

The Fund seeks to achieve a positive return over the medium to longer term, which is above normal cash deposit rates. The Fund will seek to achieve its objectives by investing in a range of assets including collective investment schemes, closed-ended funds, transferable securities, money market instruments and cash/deposits.

Returns		Management	
Trailing Returns (GBP)	15/01/2021	Manager Name	Start Date
YTD	3.11	Steve Brann	27/11/2008
3 Years Annualised	0.72	Craig Wetton	27/11/2008
5 Years Annualised	4.90	Click here to see others	
10 Years Annualised	-	Inception Date	09/11/2009
12 Month Yield	0.84		

Category Benchmark

Fund Benchmark

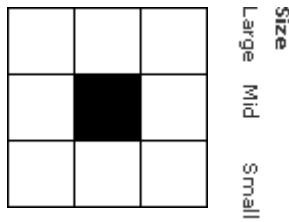
Morningstar Benchmark

Portfolio Profile for FP Apollo Multi Asset Cautious Fund F Acc

31/12/2020

Morningstar Style Box®

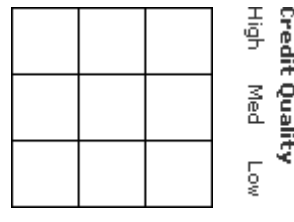
Equity Style



Value Blend Growth
Style

Morningstar Style Box®

Fixed Income Style



Low Med High
Interest Rate Sensitivity

Asset Allocation

	% Long	% Short	% Net Assets
Stock	44.25	5.12	39.13
Bond	10.74	0.00	10.74
Property	1.86	0.00	1.86
Cash	29.30	7.49	21.81
Other	26.51	3.17	23.34

Fixed Income

Effective Maturity	-
Effective Duration	-

Top 5 Regions

	%
United Kingdom	24.79
Asia - Emerging	23.00
United States	22.76
Eurozone	12.78
Europe - ex Euro	8.36

Top 5 Sectors

	%
Financial Services	18.60
Real Estate	18.56
Technology	14.42
Industrials	10.62
Consumer Cyclical	8.79

Top 5 Holdings

	Sector	%
Credit Suisse AG London Branch		6.95
Matthews Asia Ex Japan Div S GBP...		6.27
LF Lightman European I Acc		6.02
BlackRock ICS Sterling Liq Acc		5.91
BSF Global Event Driven I5 GBP H		5.55

⊕ Increase ⊖ Decrease ☆ New since last portfolio

FP Apollo Multi Asset Cautious Fund F Acc

Growth Of 1000 (GBP)

31/12/2020

Fund: FP Apollo Multi Asset Cautious Fund F Acc

Category: Alt - Multistrategy

Category Index:



Annual Returns (GBP)		31/12/2020						
	2014	2015	2016	2017	2018	2019	31/12	
Price Return	2.41	3.08	5.22	12.26	-7.35	10.61	-1.85	
+/- Category	-	-	-	-	-	-	-	
+/- Category Index	-	-	-	-	-	-	-	
% Rank in Category							-	

Trailing Returns (GBP)		15/01/2021		
	Total Returns	+/- Category	+/- Category Index	
1 Day	0.08	-	-	
1 Week	0.44	-	-	
1 Month	4.78	-	-	
3 Months	9.63	-	-	
6 Months	11.52	-	-	
YTD	3.11	-	-	
1 Year	0.61	-	-	
3 Years Annualised	0.72	-	-	
5 Years Annualised	4.90	-	-	
10 Years Annualised	-	-	-	

Category: Alt - Multistrategy

Category Index:

Quarterly Returns (GBP)		31/12/2020			
	Quarter 1	Quarter 2	Quarter 3	Quarter 4	
2020	-16.04	7.62	1.05	7.50	
2019	4.13	3.17	0.33	2.62	
2018	-1.53	0.80	0.76	-7.36	
2017	6.00	1.06	1.65	3.09	
2016	-2.61	-2.82	6.71	4.20	
2015	4.42	-0.69	-5.07	4.72	

Morningstar Rating™ (Relative to Category)

	Morningstar Return	Morningstar Risk	Morningstar Rating™
3-Year	-	-	Not Rated
5-Year	-	-	Not Rated
10-Year	-	-	Not Rated
Overall	-	-	Not Rated

Category : Alt - Multistrategy

[Click here to see our Methodology](#)

Volatility Measurements

31/12/2020

3-Yr Std Dev	10.40 %	3-Yr Sharpe Ratio	0.02
3-Yr Mean Return	0.75 %		

Modern Portfolio Statistics

31/12/2020

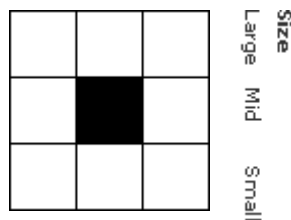
	Standard Index	Best Fit Index
		Cat 60%FTSE Wld TR&40%Barclays StlAgg TR
3-Yr Beta	-	1.12
3-Yr Alpha	-	-8.58

Investment Style Details

31/12/2020

Morningstar Style Box®

Equity Style



Value Blend Growth

Style

Size

Average Mkt Cap (Mil)

GBP 7657

Rel to Cat

-

Market Capitalisation

% of Equity

Giant	16.00
Large	26.17
Medium	45.30
Small	9.82
Micro	2.72

Valuations and Growth Rates

Equity Portfolio

Relative to Category

Price/Prospective Earnings	18.62	0.94
Price/Book	1.78	0.74
Price/Sales	1.73	0.85
Price/Cash Flow	13.04	1.07
Dividend-Yield Factor	2.09	1.18
Long-Term Projected Earnings Growth	10.92	1.15
Historical Earnings Growth	-0.19	-0.09
Sales Growth	-2.60	1.45
Cash-Flow Growth	3.48	0.41
Book-Value Growth	2.56	0.38

Category: Alt - Multistrategy

Fixed Income Style

-

Morningstar Style Box®

Fixed Income Style

Size

Total Market Value (Mil)

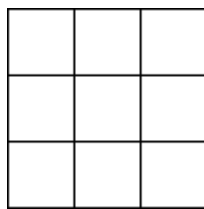
Rel to Cat

GBP 34

Maturity Distribution

%

1 to 3	6.48
3 to 5	9.50



Credit Quality
High
Med
Low

Low Med High

Interest Rate Sensitivity

5 to 7	5.84
7 to 10	7.89
10 to 15	2.70
15 to 20	2.78
20 to 30	9.45
Over 30	5.88

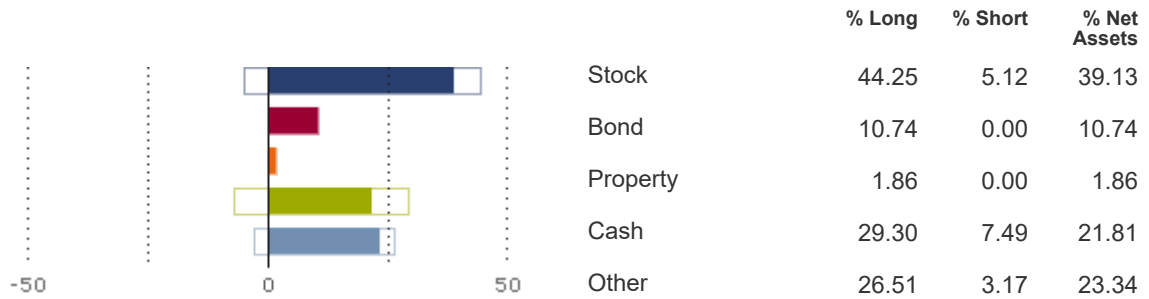
Effective Maturity	-
Effective Duration	-

Credit Quality Breakdown	%	%
AAA	-	BB
AA	-	B
A	-	Below B
BBB	-	Not Rated

Category: Alt - Multistrategy

Asset Allocation

31/12/2020



World Regions

31/12/2020

World Region	% of Equity	Relative to Category
United States	22.76	0.47
Canada	0.58	1.06
Latin America	0.16	1.30
United Kingdom	24.79	2.10
Eurozone	12.78	0.79
Europe - ex Euro	8.36	1.17
Europe - Emerging	0.16	0.59
Africa	0.00	0.00
Middle East	0.08	0.25
Japan	0.52	0.14
Australasia	0.41	1.45
Asia - Developed	6.39	1.27
Asia - Emerging	23.00	4.27

Category: Alt - Multistrategy

Sector Weightings

31/12/2020

	% of Equity	Relative to Category
 Basic Materials	6.42	1.21
 Consumer Cyclical	8.79	0.67
 Financial Services	18.60	1.24
 Real Estate	18.56	7.81
 Consumer Defensive	3.02	0.48
 Healthcare	7.32	0.60
 Utilities	4.56	1.42
 Communication Services	6.23	0.57
 Energy	1.46	0.60
 Industrials	10.62	0.87
 Technology	14.42	0.85



Category: Alt - Multistrategy

Top 10 Holdings

31/12/2020

Portfolio NEW

Total Number of Equity Holdings	6
Total Number of Bond Holdings	1
Assets in Top 10 Holdings	56.66

Name	Sector	Country	% of Assets
Credit Suisse AG London Branch	—	Switzerland	6.95
Matthews Asia Ex Japan Div S GBP Acc	—	Luxembourg	6.27
LF Lightman European I Acc	—	United Kingdom	6.02
BlackRock ICS Sterling Liq Acc	—	Ireland	5.91
BSF Global Event Driven I5 GBP H	—	Luxembourg	5.55
Vietnam Enterprise Ord	—	United States	5.44
JPM Global Macro Opportunities C Net Acc	—	United Kingdom	5.43
 Primary Health Properties PLC		United Kingdom	5.06
BlackRock European Absolute Alpha D Acc	—	United Kingdom	5.02
Skyline Fortem Capital Alt Gr C GBP Acc	—	Ireland	5.00

 Increase  Decrease  New since last portfolio

Category: Alt - Multistrategy

Management

Name of Company	FundRock Partners Limited	Domicile	United Kingdom
Phone	4162989	Legal Structure	Open Ended Investment Company
Website	www.fundrock.com	UCITS	No
Address	8-9 Lovat Lane, London, EC3R 8DW	Inception Date	09/11/2009
	- BH21 7SB	Fund Advisor(s)	

United Kingdom

Apollo Multi Asset Management LLP

Fund Manager Steve Brann
Manager Start Date 27/11/2008

Fund Manager Craig Wetton
Manager Start Date 27/11/2008

Fund Manager Ian Willings
Manager Start Date 27/11/2008

Fees and Expenses

Sales Charges (Maximum)		Annual Charges	
Max Initial Charge	n/a	Max Annual Management Charge	0.75%
Max Exit Charge*	n/a	Ongoing Charge	1.27%

Purchase Details

Minimum Investments

Initial	1000 GBP
Additional	500 GBP
Savings	50 GBP

Tax Free Savings Schemes

ISAs	Yes
------	-----